

# Ento (Sales Equipment)

31 Somers Street (Cnr of Somers & Salisbury Sts) off Berkshire Road  
Sunshine Vic 3020

Ph: (03) 9380 4944  
Fax: (03) 9311 8415  
Email: [sales@ento.com.au](mailto:sales@ento.com.au)

## SHOP FITTINGS & TURNSTILES



**SR/006**  
Rotary Turnstile



**SR/008**  
Turnstile  
Mechanism  
Heavy Duty  
Silent Cam Type



**SR/020**  
Low Post Security  
Railing



**SR/110**  
Security Gate Self  
Closing



**FER/10**  
Barrier Ropes



**AT/204**  
Barrier Rope Post



**DX/Foot**  
White Divider  
Foot



**DP2D/SD/C**  
Standard Deli  
Divider with  
2 white dividers



**XE/035**  
Plastic Bag Dispenser



**XE/036**  
Produce Bag Roll Dispenser



**XE/045**  
Stand - Speed Bag  
Checkout Frame



**XE/046**  
Mounting Hooks  
for Speed Bag  
Stand



**XE/048**  
Singlet Bag Stand -  
Large



**SE/080**  
Standard gun with  
cone jet and fitted  
with 10 metres of  
self coil hose and  
plug in adaptor.



**XE/082**  
Waste Bin  
Round Stainless Steel

## Ento (Sales Equipment)

31 Somers Street (Cnr of Somers & Salisbury Sts) off Berkshire Road  
Sunshine Vic 3020

Ph: (03) 9380 4944  
Fax: (03) 9311 8415  
Email: [sales@ento.com.au](mailto:sales@ento.com.au)

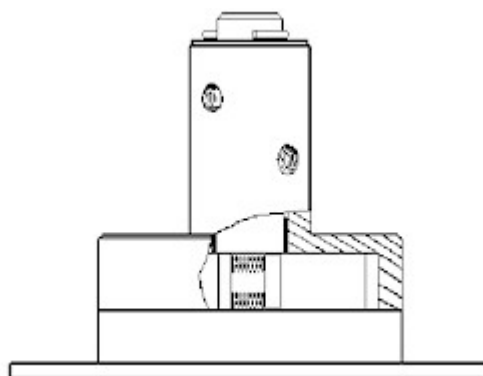
# SECURITY RAILINGS & TURNSTILES

All our security railing posts and rails are 38mm diameter, chrome plated and can be assembled into a number of different configurations. We also manufacture two styles of turnstile, which are also chrome plated. Details of these products and notes on their use are listed in this section.

**NOTE: Security railing and turnstiles in particular are to regulate traffic flow and children should not be left unattended near them or injury could occur.**

### SR/008 - TURNSTILE MECHANISM - heavy duty silent cam type

Our standard turnstile mechanism is a heavy duty cam type which means that it is silent in operation and also does not have the back movement inherent in ratchet types. It is secured to the turnstile column using 4 high tensile bolts which are concealed by a chrome plated cover for appearance and security. The direction of rotation can be reversed. If at any time this is required, please ring for information.

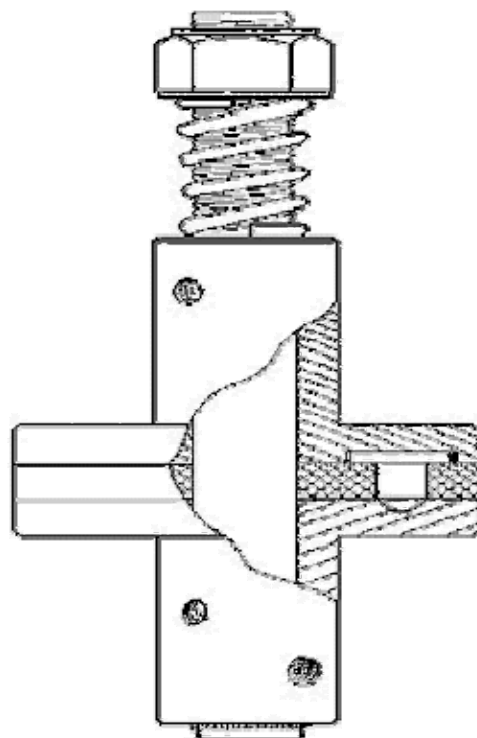


### SR/004 - TURNSTILE SAFETY RELEASE MECHANISM

Due to a shortage of space in supermarkets, it is often difficult to provide an emergency fire exit. Although most stores have a turnstile to let customers into the sales area, by their design, they prevent them getting out, and so in an emergency can become a trap.

To overcome this problem we are now manufacturing a device which can be installed into the column of our turnstile above the standard one-way mechanism. This is done by cutting a section out of the column, drilling and bolting it in place. When overloaded, it will release and allow the upper part of the column to rotate.

The unit is built so that the tension setting can be varied to allow for different installations. Since the **Release Mechanism** has been designed for emergency use, it is constructed so that it will be noisy when forced backwards to ensure that staff are aware



of any abuse to the equipment.

**WARNING: This apparatus is designed to operate when overloaded in an emergency situation and although the parts are hardened and can withstand some wear, regular use will damage the pins making the locking operation less effective.**

---

### **SR/006 - ROTARY TURNSTILE**

This is the standard turnstile for customer entry. The wrap around frame ensures that the entrance is always secure. Overall dimensions are approximately: 1200x1200x1000mm high. It incorporates our standard silent mechanism as is used on the larger trolley turnstile which appears elsewhere in the brochure. Because of its relatively small size, this frame is manufactured in 25mm round tube but has a 38mm diameter centre column.



## Ento (Sales Equipment)

31 Somers Street (Cnr of Somers & Salisbury Sts) off Berkshire Road  
Sunshine Vic 3020

Ph: (03) 9380 4944  
Fax: (03) 9311 8415  
Email: [sales@ento.com.au](mailto:sales@ento.com.au)

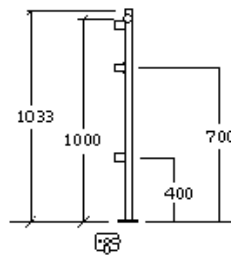
# STANDARD SECURITY RAILING COMPONENTS



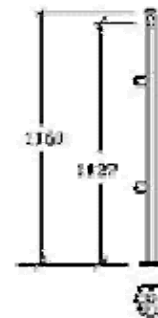
To complete the security around the turnstile and form aisles and races for checkouts and trolley access, we also manufacture a modular security railing system which can be put together on site, and can also be altered at a later date when store layouts change. Details of these components are as follows:



**SR/020 LOW POST**  
(fitted as centre post)



**SR/024 MEDIUM POST**  
(fitted as corner post  
w/trolley pass)

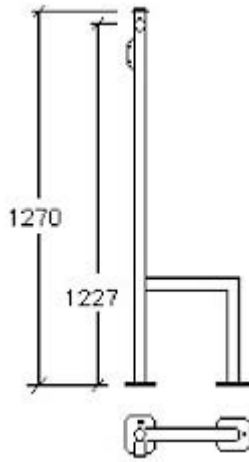


**SR/024 MEDIUM POST**  
(fitted as corner post w/trolley  
pass)

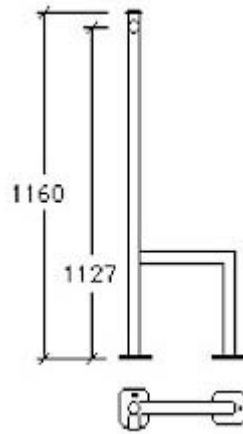
**SR/035 POST CAP**  
**SR/040 TUBE**  
**COUPLING BOSS**  
**SR/045 WALL**  
**COUPLING BOSS**

**SR/060 1200x38mm**  
**CHROME TUBE**  
**SR/065 1500x38mm**  
**CHROME TUBE**  
**SR/070 1800x38mm**  
**CHROME TUBE**  
**SR/072 2000x38mm**  
**CHROME TUBE**

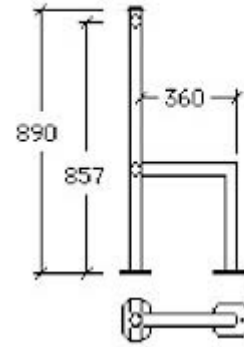
In addition to the standard low railing, we also manufacture security railing components tall enough to allow trolleys access under the top rail. These posts work in conjunction with the standard low posts but because they are for use with rows of trolleys, some have braces to add strength to the installation. Details of the braced posts are as follows:



**SR/028 BRACED POST (high)**  
**(fitted as end to trolley pass)**  
**(to suit high frame trolleys)**



**SR/030 BRACED POST**  
**(standard)**  
**(fitted as end to trolley pass)**  
**(to suit standard trolleys)**



**SR/032 BRACED POST (low)**  
**(fitted as centre post)**  
**(to reinforce low railing)**

**SR/035 POST CAP**  
**SR/040 TUBE**  
**COUPLING BOSS**  
**38mmID - 38mmOD**  
**SR/041 TUBE**  
**COUPLING BOSS**  
**38mmOD - 25mmID**  
**SR/045 WALL**  
**COUPLING BOSS**

**SR/050 TROLLEY PASS**  
**FLAP**  
**SR/060 1200x38mm**  
**CHROME TUBE**  
**SR/065 1500x38mm**  
**CHROME TUBE**  
**SR/070 1800x38mm**  
**CHROME TUBE**  
**SR/072 2000x38mm**  
**CHROME TUBE**  
**SR/110 SECURITY GATE**  
**CLOSING**

---

### **SR/110 - SECURITY GATE SELF CLOSING**

At times access is required through a section of security railing for stock, trolleys or wheelchairs or as an emergency exit. The gate shown here is designed to blend in with the rest of the installation and provide this occasional access. It is fitted with an adjustable spring to keep it in the closed position.



NOTE: The gate is not suited to normal large volume traffic. Turnstiles should be provided for this.

## Ento (Sales Equipment)

31 Somers Street (Cnr of Somers & Salisbury Sts) off Berkshire Road  
Sunshine Vic 3020

Ph: (03) 9380 4944  
Fax: (03) 9311 8415  
Email: [sales@ento.com.au](mailto:sales@ento.com.au)

# BARRIER ROPES & POSTS

The Barrier rope posts and ropes are a portable alternative to our [standard security](#) railing. They are available in a wide range of styles, types and colours. We have standardised on the type shown here but if others are required, please enquire and a leaflet showing the full range can be supplied.

### AT/204 BARRIER ROPE POST

The post is a 38mm diameter and stands 950mm high. It has a 300mm diameter base plate with a chamfered outer edge for stability and to reduce the chance of accidents. There is a notch below the cap to attach the rope ferrule. The post is chrome plated

The finish and styling matches well with ENTO's standard security railing and can be used by it's self or in conjunction with fixed rails.



### FER/10 BARRIER ROPES

The rope we use most commonly supply has chrome plated ferrule on the ends which are attached to the post by placing the ferrule into the notch and screwing the cap down. this prevents people dismantling or otherwise rearranging your installation.



**Model: FER 10-1.5    1.5 Metre rope**

**Model: FER 10-2.0    2.0 Metre rope**

## Ento (Sales Equipment)

31 Somers Street (Cnr of Somers & Salisbury Sts) off Berkshire Road  
Sunshine Vic 3020

Ph: (03) 9380 4944  
Fax: (03) 9311 8415  
Email: [sales@ento.com.au](mailto:sales@ento.com.au)

# ACRYLIC FRIDGE CABINET DIVIDERS

## COLOURS AVAILABLE:

Sales of most are greatly affected by how stock is presented. We have a number of products designed to enhance your display by adding colour and assisting in the layout of your refrigeration case. These are shown here:

## PURPOSE:

Clear dividers are ideal for keeping stock straight and neat and so make the display more pleasing and the products appealing. The divider height needed depends on how deep the stock is and the effect you want to create. Colours can be used to brighten a presentation or highlight a product. The florescent colours take in light through the sides and the edge appears to glow. This effect can be used to attract customers attention to the cabinet or a particular part of it. The black and white colours can be used with products which look appealing in themselves by removing other distractions and showing off the product.


The way stock is laid out in the cabinet is also important and sloping the display can help by presenting a larger area to the customer. If you require dividers shaped to match, these can be cut for you if we know the overall length, the height at the front and the height at the rear. For more complicated shapes, a template is best. (Since dividers are not designed to be an exact fit, a cardboard or paper template is normally sufficient).

## FINISH:


Our dividers are made from cast acrylic sheet cut into panels using a tungsten tipped circular saw blade. The edges and corners which face out are then finished on a router which leaves them smooth and rounded. We can also make more complicated shapes when required, some of these are shown in [the charts](#), but the edges and corners cut in this way cannot be finished on the router so the edges will be different to those described previously.

## DIVIDER FEET/STANDS:

To support the dividers and stand them upright in a cabinet we have a plastic extrusion which we supply in pieces **90mm long**. These are designed to clip onto the bottom edge of the 6mm material which means they can be removed for cleaning and storage. The bottom flange is **110mm wide** so that it spans the wires of the fridge shelf and properly supports the divider. The feet are supplied separate to the divider but we normally recommend that you use two feet for dividers over 400mm long to reduce the tendency of the divider moving as stock is removed from one side. The divider foot is available in **white**, but with the popularity of



**DX/Foot**  
**White Divider Foot**



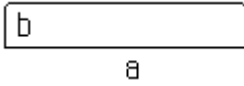
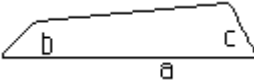
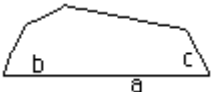
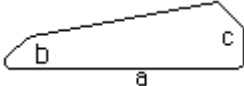
**DP2D/SD/C**  
**Standard Deli Divider with 2 white dividers**

black interiors to deli and fruit & vegetable, cabinets and subsequently matching dividers, we now produce the foot in **black** as well.

**NOTE:** The photo of the divider shown here has the protective paper still attached for clarity in the photo. Dividers are always supplied with this paper on to protect the acrylic surface.

**STANDARD DIVIDER TABLE**

The size and shape of the divider you will need depends on the size of your cabinet and the way you wish to display your stock. We manufacture a number of standard designs. As a guide, some of these are shown in the table below.

PRODUCT CODE	SIZE a x b x c	COLOUR	SHAPE
D2D/M/C	380 x 85mm	Clear	
DW2D/M/C	400 x 85mm	Clear	
DFR/C/C	500 x 85mm	Clear	
DU/M/C	760 x 85mm	Clear	
DFE/M/C	600 x 85mm	Clear	
DFR/C/C	500 x 85mm	Clear	
DKW/SD/LB	795 x 55 > 105	Black	
DKW/SD/HC	780 x 410 > 325	Clear	
DP2D/SD/C	720 x 100 > 235	Clear	

**If there is nothing here that meets your requirements, a shape can be cut to size.**

For simple rectangles we only need the length, height and colour. For sloping dividers we need the length, height at the front and height at the back. For more complicated shapes a template is best. Normally a cardboard or paper template is sufficient.

## Ento (Sales Equipment)

31 Somers Street (Cnr of Somers & Salisbury Sts) off Berkshire Road  
Sunshine Vic 3020

Ph: (03) 9380 4944  
Fax: (03) 9311 8415  
Email: [sales@ento.com.au](mailto:sales@ento.com.au)

# PLASTIC BAG DISPENSERS

We have been manufacturing our standard plastic bag dispenser XE/035 for about 20 years now, ever since supermarkets started using rolls of plastic bags. Although the basic design has received a few changes over the years, they are basically the same as they always were. This model was designed to fit a wall or other suitable vertical surface and hold a standard roll width roll of bags. The major change that has taken place has been the need to mount the dispenser in different places. Because of this, we now manufacture a number of types of dispenser, however, this seems to be creating some confusion for our customers as to the type required. To try to overcome this problem, shown below are the different types and some details about them to help identify the model required.

### **XE/034 DISPENSER - FOR PLASTIC BAG ROLLS**

#### **Vertical mount**


Similar to the standard type but designed to be fitted to the underside of a horizontal surface. Nylon coated.

Also available:

### **XE/033 DISPENSER - PLASTIC BAG ROLLS**

#### **Long leg vertical**

The same as the XE/034 but with longer legs to bring bag support bar down 340mm from the mounting surface. For mounting under canopy etc.



### **XE/035 PLASTIC BAG DISPENSER**

Standard "U" shaped bracket

Standard wall mounted type, to suit rolls up to approximately 280mm

**XE/035** White Nylon coated finish

**XE/035-P** Black powder coated finish



### **XE/036- PRODUCE BAG ROLL DISPENSER**

Chrome (canopy mount)

Designed to hang over the front of produce refrigerator cabinet canopy. Chrome plated.





**XE/036 - PRODUCE BAG ROLL  
DISPENSER**

Chrome (canopy mount)

This is the same dispenser pictured above  
but assembled to be mounted on top of a  
horizontal counter top.

# Ento (Sales Equipment)

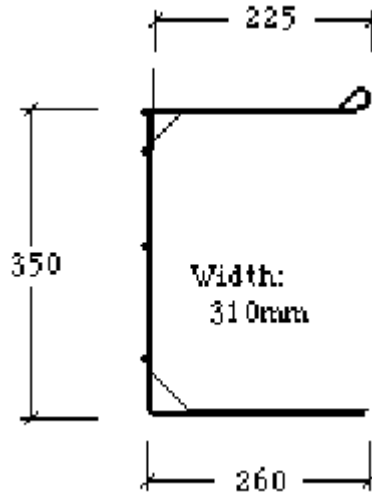
31 Somers Street (Cnr of Somers & Salisbury Sts) off Berkshire Road  
Sunshine Vic 3020

Ph: (03) 9380 4944  
Fax: (03) 9311 8415  
Email: sales@ento.com.au

## GROCERY BAG STANDS



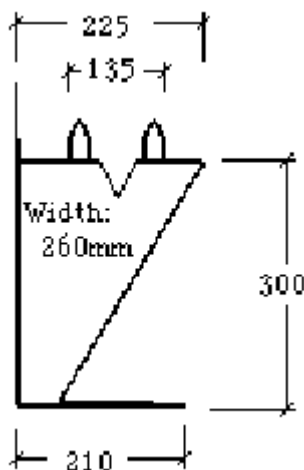
**XE/045**  
**Speed Bag Checkout Frame**



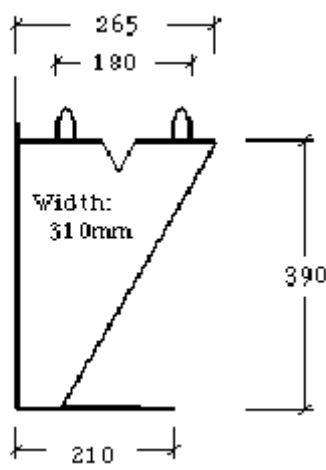
**XE/046**  
**Mounting Hooks for Speed Bag Stand**

With the increase in popularity of the "Speed Bag" rather than the "Singlet Bag" for grocery packing, we have had several requests for a suitable frame. As a result, we now produce the stand, shown above left which is a heavy wire frame with a double back support and has reinforced arms to hold the bag top. It has a steel plate as a base and is chrome plated. It can be free standing on the checkout, screwed through the base to hold it in place or, using the mounting brackets (XE/046), it can be height adjusted to suit different checkers.

For customers who still have a requirement for the Singlet Bag Stands, we continue to produce that type in the two sized shown below.



**XE/047**  
**SINGLET BAG STAND - SMALL**  
to suit small bags as used in fruit shops  
etc.



**XE/048**  
**SINGLET BAG STAND - LARGE**  
to suit large bags as used in  
supermarkets.



## Ento (Sales Equipment)

31 Somers Street (Cnr of Somers & Salisbury Sts) off Berkshire Road  
Sunshine Vic 3020

Ph: (03) 9380 4944  
Fax: (03) 9311 8415  
Email: [sales@ento.com.au](mailto:sales@ento.com.au)

# SPRAY GUNS, HOSES & FITTINGS

---

## SPRAY GUNS:

This section contains equipment for use in the meat preparation, fresh produce preparation and sales area. For this work we have a range of spray guns, hoses and fittings for washing down, cleaning and also for spraying vegetables to keep them looking fresh. The guns we use are high quality, heavy duty, industrial models, designed to withstand high impact and rough usage.

### **SE/005 - MEDIUM SPRAY GUN**

The MEDIUM SPRAY GUN is manufactured with a nylon handle and has brass and stainless steel components throughout. The trigger has a short pull making it easy to operate and is fitted with a trigger lock which prevents accidental operation. We fit this gun with an adjustable jet which allows it to be used with a fine mist spray to moisten fruit and vegetables, and also a hard spray to clean down cabinets and preparation areas. The inlet body has a 1/4" BSP thread.



---

### **SE/010 - VARIABLE PATTERN SPRAY GUN**

This gun has the same basic design as the MEDIUM SPRAY GUN, but with the additional feature that the spray pattern changes as the trigger is pulled, from a fine mist, through to a full cone and then a solid stream. The gun has the same handle construction incorporating the trigger lock to prevent accidental operation and also the 1/4" BSP thread on the inlet body. This gun can withstand temperatures up to 150°C.



---

### **SE/011 - HOT WASH SPRAY GUN**

The HOT WASH SPRAY GUN is the same as the MEDIUM SPRAY GUN but, because a spray mist is not required, a cheaper fixed fan jet nozzle is fitted. When used with hot water, the nylon handle insulates the operator from the heat and the trigger lock stops accidental operation which could cause burns. The gun is designed to withstand temperatures up to 93°C.



---

## HOSES:

We have a number of hoses designed for different tasks and they are as follows:

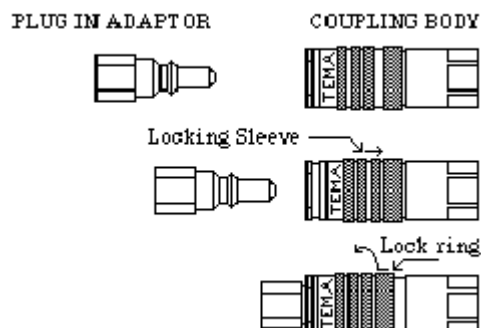
CODE	NAME	COLOUR	DESCRIPTION
SE/040	8mm DIVERS HOSE	Yellow	Braided hose with non-toxic lining. Strong due to longitudinal braids which makes it excellent for rough use.
SE/045	8mm ESTATE HOSE	White	Top grade garden hose suitable for external use for cold wash down. Light weight and flexible.
SE/050	8mm HOT WASH HOSE	White with Red print	Hot wash down hose suitable for temperatures up to 95°C. Designed for meat processing and general food industrial cleaning. Resistant to lactic acid, fat, blood and cleaning detergent.
SE/060	8mm SELF COIL HOSE	Orange/Yellow	Coiled PVC tubing for when hose has to be coiled up frequently such as a garden section. Prone to collapsing when bent to far and should always be connected using special fittings.

## COUPLINGS & ADAPTORS:

### SE/015 - PLUG IN ADAPTOR

### SE/020 - COUPLING BODY

These two components are used to give a quick release connection of the spray gun to the water supply. Both components are fitted with valves to stop water flow once they are disconnected. The plug in adaptor is fitted to the hose and the coupling body to a convenient location on the cabinet. To connect the two together, push back on the locking sleeve, insert the adaptor as far as possible and then pull the sleeve forward. To prevent the hose from being disconnected, pull the lock ring forward and rotate until it holds. To disconnect, carry out the reverse.




## SPRAY SYSTEMS:

This gun has the same basic design as the MEDIUM SPRAY GUN, but with the additional feature that the spray pattern changes as the trigger is pulled, from a fine mist, through to a full cone and then a solid stream. The gun has the same handle construction incorporating the trigger lock to prevent accidental operation and also the 1/4" BSP thread on the inlet body. This gun can withstand temperatures up to 150°C.



**SE/101 - Hot Wash Spray Gun fitted with 20m Hot Wash Hose and Tap Fitting.**

Code	Gun	Hose & Fittings
SE/070	MEDIUM SPRAY GUN WITH ADJUSTABLE CONE-JET	FITTED WITH 4M DIVERS HOSE AND ADAPTOR
SE/074	MEDIUM SPRAY GUN WITH ADJUSTABLE CONE-JET	FITTED WITH 15M DIVERS HOSE AND ADAPTOR
SE/080	MEDIUM SPRAY GUN WITH ADJUSTABLE CONE-JET	FITTED WITH 10M SELF COIL HOSE AND ADAPTOR
SE/083	HOT WASH SPRAY GUN WITH LARGE JET	FITTED WITH 10M HOT WASH HOSE AND 1/2" TAP FITTING
SE/090	MEDIUM SPRAY GUN WITH VARIABLE PATTERN SPRAY	FITTED WITH 4M HEAVY DUTY HOSE AND ADAPTOR
SE/101	HOT WASH SPRAY GUN WITH LARGE JET	FITTED WITH 20M HOT WASH HOSE AND 1/2" TAP FITTING



**SE/070**

Standard spray gun with cone jet, fitted with 4 metres of divers hose and plug in adaptor.



**SE/080**

Standard gun with cone jet and fitted with 10 metres of self coil hose and plug in adaptor.

## Ento (Sales Equipment)

31 Somers Street (Cnr of Somers & Salisbury Sts) off Berkshire Road  
Sunshine Vic 3020

Ph: (03) 9380 4944  
Fax: (03) 9311 8415  
Email: [sales@ento.com.au](mailto:sales@ento.com.au)

# RUBBISH BINS & SMOKER STANDS

---



**XE/090**

**Special Smokers Stand (Powder coated black or Stainless Steel bin with polished chrome Aluminium top)**  
**Dimensions: 600mm Diameter x 700mm High**



**XE/085**

**Standard Stainless Steel Smokers Stand**  
**Dimensions: 230mm Diameter x 600mm High**



**XE/082**

**Waste Bin**  
**Round Stainless Steel**  
**Dimensions: 320mm diameter x 600mm high**



**XE/084**

**Large Smokers Stand**  
**Round Stainless Steel**  
**Dimensions: 320mm diameter x 600mm high**

---